



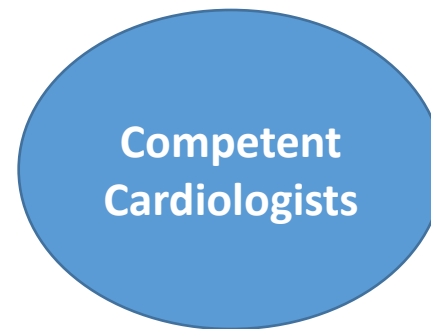
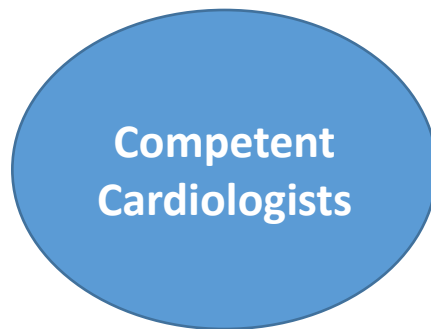
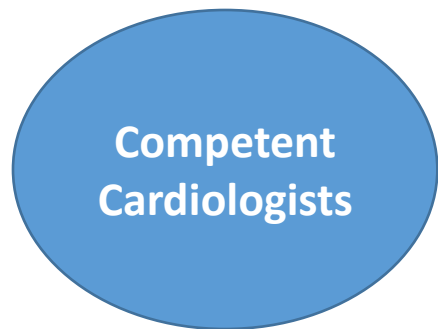
All catheter-based
Alternate access TAVR
VIV, high risk
Paravalve closure
Mitra-clip
PFO closure, LAA
PMBV, MVR, TV

Surgical
Complex MR
Multiple re-do
Aortic disease
Septal myectomy
Pericardiectomy
Multivalve disease

- ✓ Lines of referral in
- ✓ Transition back
- ✓ Education feedback



Femoral TAVR/SAVR
Posterior leaflet MR



*Standard Requirements
Multidisciplinary teams
Participate studies/registries
Reporting – volume, outcomes
Educational efforts
Training programs
Institutional – facilities, resources

*Evaluation/Measurement
TBD